


## MONO-FACIAL MODULE

# RS9-650~670M-E1

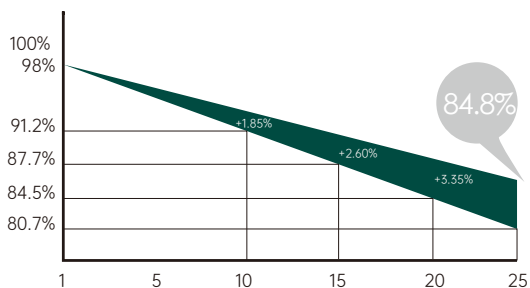
P-Type /Positive power tolerance of 0~+3%/Max module efficiency 21.57%

- Suitable for ground power plants and distributed projects
- Advanced module technology delivers superior module efficiency
  - Gallium-doped Wafer · Non destructive cutting · MBB half-cut
- Excellent power generation performance
  - Excellent IAM and Weak light response · Low temperature ratings
  - 0.55% linear Power decline
- High module quality ensures long-term reliability
  - Strict selected material · Advanced technology · Leading standard
- Ultra-hydrophilic self-cleaning coating techniques



Complete System  
and IEC Product Certification

IEC 61215(2016), IEC 61730(2016) ISO9001:  
2015:Quality Management System ISO14001:  
2015:Environment Management System  
ISO45001:2018:Occupational Health  
and Safety Management System

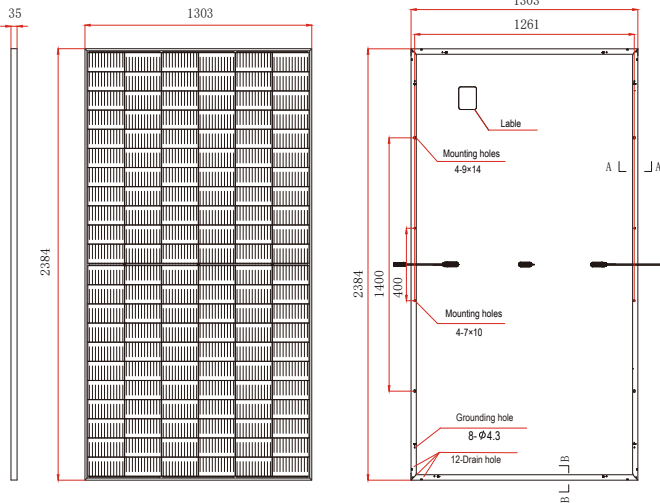


25-Year excess linear power output warranty

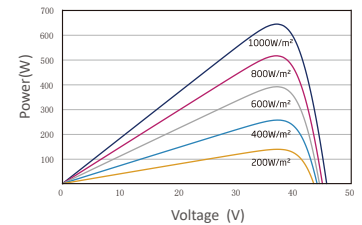
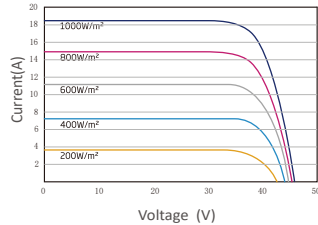


## RS9-650~670M-E1

MONO-FACIAL MODULE



Drawing Only for Reference



Electrical Characteristics STC	RS9-650M-E1	RS9-655M-E1	RS9-660M-E1	RS9-665M-E1	RS9-670M-E1
Maximum Power (Pmax)	650W	655W	660W	665W	670W
Power Tolerance	0~+5W	0~+5W	0~+5W	0~+5W	0~+5W
Module Efficiency	20.92%	21.09%	21.25%	21.41%	21.57%
Maximum Power Current (Imp)	17.39A	17.43A	17.47A	17.51A	17.55A
Maximum Power Voltage (Vmp)	37.40V	37.60V	37.80V	38.00V	38.20V
Short Circuit Current (Isc)	18.44A	18.48A	18.53A	18.57A	18.62A
Open Circuit Voltage (Voc)	45.30V	45.5V	45.70V	45.90V	46.10V

Values at Standard Test Conditions STC(AM1.5, Irradiance 1000W/m, Cell Temperature 25°C)

Electrical Characteristics NOCT	RS9-650M-E1	RS9-655M-E1	RS9-660M-E1	RS9-665M-E1	RS9-670M-E1
Maximum Power (Pmax)	492W	496W	500W	504W	508W
Maximum Power Current (Imp)	14.09A	14.13A	14.17A	14.22A	14.26A
Maximum Power Voltage (Vmp)	34.90V	35.10V	35.30V	35.40V	35.60V
Short Circuit Current (Isc)	14.86A	14.89A	14.93A	14.96A	15.01A
Open Circuit Voltage (Voc)	42.70V	42.90V	43.00V	43.20V	43.40V

NOCT Irradiance of 800W/m, AM1.5, Ambi

ent Temperature 20 °C, wind Speed 1m/s.

### Mechanical Characteristics

Cell Type	MonoP-Type,210x210(±1)mm,132(6x22)Half-Cut cells
Glass	3.2mm,High Transmission,Low Iron,Tempered Glass
Frame	Anodized Aluminum Alloy
Junction Box	IP68 Rated, With Bypass Diodes
Dimension	2384×1303×35mm
Output Cable	4 mm2 (EU),300 mm,length can be customized
Weight	33.5kg
Installation Hole Location	See Drawing Above

### Packing Information

Container	40' HQ
Pallets per Container	18
Pieces per Container	558

### Characteristics

Temperature Coefficient of Voc	-0.27%/°C
Temperature Coefficient of Isc	+0.04%/°C
Temperature Coefficient of Pmax	-0.35%/°C
Nominal Operating Cell Temperature (NOCT)	45°C±2°C

Remark:Electrical data in this catalog do not refer to a single module and they are not part of the offer.They only serve for comparison among different module types.

### Maximum Ratings

Operating Temperature	-40°C~+85°C
Maximum System Voltage	1500VDC
Maximum Series Fuse Rating	35A

